



MALIBU

- ✓ Full aluminium frame.
- ✓ Frame ø 38 mm, 1.5".
- ✓ Tilt left and right.
- ✓ Adjustable in height.

A light and practical umbrella, ideal for every smaller terrace or along the swimming pool. You can determine the shade by tilting the umbrella, depending on the position of the sun. Malibu is here for everyone as we offer a range of different colour combinations, next to six available sizes in a round, square and a rectangular shape. The umbrella is adjustable in height and has a powder coated aluminium frame with a water-repellent canopy.

- FRAME** Mid pole umbrella, ø 38 mm, 1.5". Pole & ribs are aluminium powder coated.
- CANOPY** 240g/m², 100% solution dyed acrylic.
- TILT & ROTATION** Tilt left and right.
- WIND SPEED** 17 km/h, 10.6 mph - Maximum wind speed to which the umbrella may be exposed.



210 x 150 cm



200 x 200 cm



ø 250 cm



250 x 200 cm



240 x 240 cm



ø 300 cm

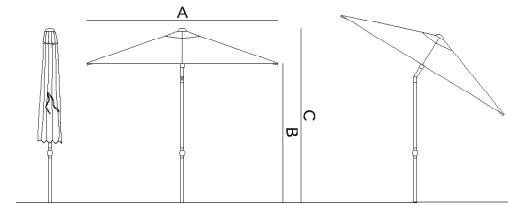
jardinico[®]

210 X 150 CM

FRAME & CANOPY COMBINATIONS

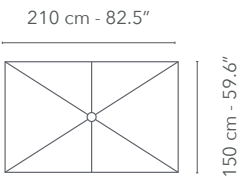


| 210 X 150 CM | Weight net | Weight gross | Packaging CBM / CCF |
|-------------------------------|------------------|-------------------|----------------------------|
| UMMAL UMBRELLA FRAME & CANOPY | 4.4 kg - 9.7 lbs | 5.4 kg - 11.9 lbs | 163 x 15 x 15 cm, 0.03 cbm |



210 X 150 CM

| | |
|---|-----------------|
| A | 210 cm - 82.7" |
| B | 195 cm - 76.8" |
| C | 255 cm - 100.4" |
| D | 245 cm - 96.5" |



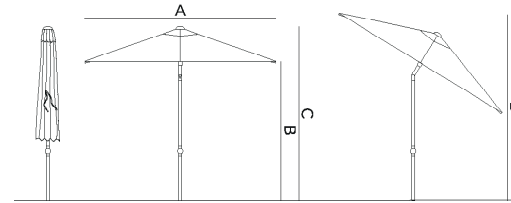
250 X 200 CM

FRAME & CANOPY COMBINATIONS



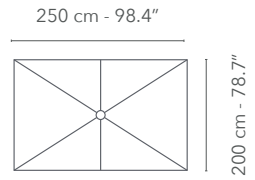
250 X 200 CM

| | Weight net | Weight gross | Packaging CBM / CCF |
|-------------------------------|---------------|-------------------|----------------------------|
| UMMAL UMBRELLA FRAME & CANOPY | 5 kg - 11 lbs | 5.8 kg - 12.8 lbs | 170 x 16 x 16 cm, 0.04 cbm |



250 X 200 CM

| | |
|---|-----------------|
| A | 250 cm - 98.4" |
| B | 195 cm - 76.8" |
| C | 255 cm - 100.4" |
| D | 255 cm - 100.4" |



200 X 200 CM

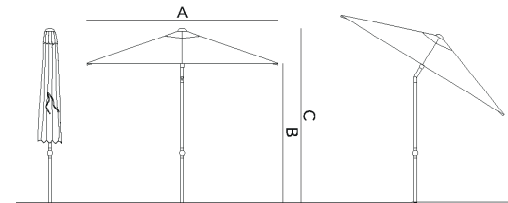
FRAME & CANOPY COMBINATIONS



200 X 200 CM

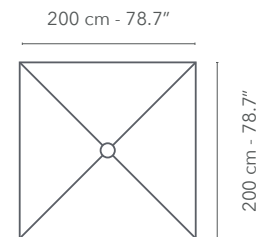
UMMAL UMBRELLA FRAME & CANOPY

| Weight net | Weight gross | Packaging CBM / CCF |
|------------------|-------------------|----------------------------|
| 4.2 kg - 9.3 lbs | 5.2 kg - 11.5 lbs | 170 x 16 x 16 cm, 0.04 cbm |



200 X 200 CM

| | |
|---|-----------------|
| A | 200 cm - 78.7" |
| B | 195 cm - 76.8" |
| C | 255 cm - 100.4" |
| D | 253 cm - 99.6" |

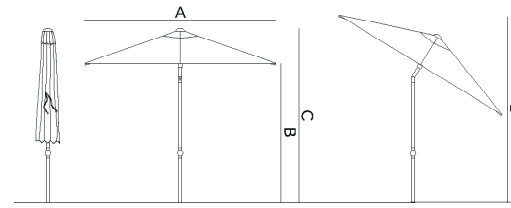


240 X 240 CM

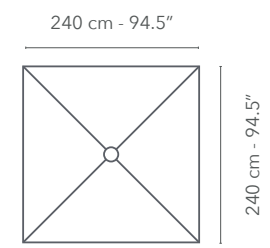
FRAME & CANOPY COMBINATIONS



| 240 X 240 CM | Weight net | Weight gross | Packaging CBM / CCF |
|-------------------------------|-------------------|-------------------|----------------------------|
| UMMAL UMBRELLA FRAME & CANOPY | 6.4 kg - 14.1 lbs | 7.6 kg - 16.8 lbs | 173 x 15 x 15 cm, 0.04 cbm |



| 240 X 240 CM | |
|--------------|-----------------|
| A | 240 cm - 94.5" |
| B | 195 cm - 76.8" |
| C | 255 cm - 100.4" |
| D | 260 cm - 102.4" |

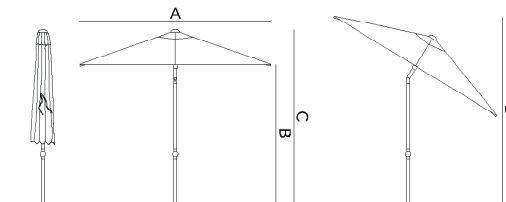


Ø 250 CM

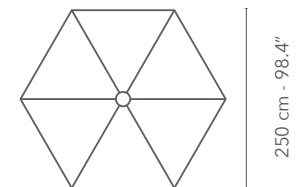
FRAME & CANOPY COMBINATIONS



| Ø 250 CM | Weight net | Weight gross | Packaging CBM / CCF |
|-------------------------------|------------------|-------------------|----------------------------|
| UMMAL UMBRELLA FRAME & CANOPY | 4.4 kg - 9.7 lbs | 5.8 kg - 12.8 lbs | 170 x 16 x 16 cm, 0.04 cbm |



| Ø 250 CM | |
|----------|-----------------|
| A | 250 cm - 98.4" |
| B | 195 cm - 76.8" |
| C | 255 cm - 100.4" |
| D | 255 cm - 100.4" |



∅ 300 CM

FRAME & CANOPY COMBINATIONS



A01 white
C002 white




A01 white
C105 light grey




A12 alu teak
C002 white




A12 alu teak
C109 speckle




A30 anthracite
C105 light grey



A30 anthracite
C109 speckle



A30 anthracite
C200 dark grey



A30 anthracite
C302 mocca



A32 black
C209 coal

∅ 300 CM

Weight net

Weight gross

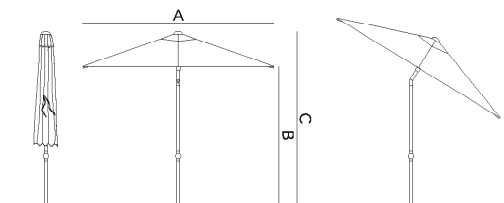
Packaging CBM / CCF

UMMAL UMBRELLA FRAME & CANOPY

5.6 kg - 12.3 lbs

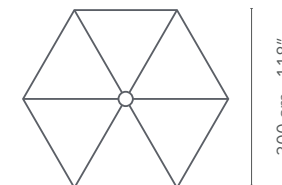
6.6 kg - 14.6 lbs

170 x 16 x 16 cm, 0.04 cbm



∅ 300 CM

| | |
|---|-----------------|
| A | 300 cm - 118" |
| B | 195 cm - 76.8" |
| C | 255 cm - 100.4" |
| D | 275 cm - 108.3" |



BASES

| LUCCA HALF BASE | Weight net | Weight gross | Packaging CBM / CCF |
|------------------------------|------------------|----------------|---------------------|
| UBLUC-25-B01 BASE white | 25 kg - 55.1 lbs | 30 kg - 66 lbs | 39 x 51 x 9.5 cm |
| UBLUC-25-B30 BASE anthracite | | | |



51 x 29 x 8 cm, 20 x 7 x 3.1"

tube: ø 56 mm

quick release system



adaptor rings incl.:

ø 18 - 50 mm

robust and long-lasting concrete, resistant to frost and heat

| LUCCA LIGHT BASE | Weight net | Weight gross | Packaging CBM / CCF |
|------------------------------|------------------|----------------|---------------------|
| UBLUC-35-B01 BASE white | 35 kg - 77.2 lbs | 40 kg - 88 lbs | 48.5 x 55 x 9.5 cm |
| UBLUC-35-B06 BASE hazel | | | |
| UBLUC-35-B30 BASE anthracite | | | |
| UALUC-WHE.35 | 2 kg - lbs | 3 kg - lbs | |



45 x 45 x 8.5 cm, 17.7 x 17.7 x 3.3"

tube: ø 56 mm

quick release system



adaptor rings incl.:

ø 18 - 50 mm

robust and long-lasting concrete, resistant to frost and heat



| IN GROUND BASE | Weight net | Weight gross | Packaging CBM / CCF |
|----------------|------------------|------------------|---------------------|
| IGB-MP-SM | 2.7 kg - 5.9 lbs | 2.9 kg - 6.4 lbs | ø 11.5 x 62 cm |



92.5 x 92.5 x 5 cm

36.4 x 36.4 x 2"


aluminium

PROTECTION & LUNA LED LIGHT

PROTECTION COVER

We suggest to always use the protection cover to protect your outdoor umbrella from poor weather conditions or when not in use during the summer. The stain resistant and water repellent cover will extend their life for you to enjoy your umbrella whenever you like.

To enhance the durability and appearance, we recommend following our care instructions regularly.

| Ref. | Colour | Swatch | About this fabric |
|------|--------|---|--------------------------------|
| X75 | Grey |  | 100% polyester with PU coating |




LUNA LED LIGHT

You create a warm glow by adding this outdoor umbrella light to the built-in holder on the frame. Luna LED light is wireless with 16 LEDs and gives a warm colour. Using the BT speaker, the module will play music for six to ten hours.

Colour: grey

Light: LED warm light



MAINTENANCE

To enhance the durability and appearance, we recommend following our care instructions regularly.

The umbrella should never be used in strong wind or rainy conditions. An open umbrella should never be left unattended. The umbrella should be protected against blurring or damage by using its protection cover. The protection cover can be placed over the umbrella and pole. Store the umbrella in a dry place when not in use.

Before use, you can apply an invisible film to make the canopy stain and water repellent by using a textile protector. Clean the aluminium frame with a damp cloth, mild soap and water. Do not use any sharp tool to avoid scratches. You can maintain and clean your canopy by following a few simple steps:

- Brush off loose dirt before it becomes embedded in the fabric.
- Hose down.
- Spot clean soon after stains occur with water and mild soap or textile cleaner (no detergents). Use a soft bristle brush to clean.
- Allow soap to soak in.
- Rinse thoroughly.
- Always let the canopy air dry completely before storing or covering.

Machine wash in cold water. Depending on wash load size, use normal amounts of mild laundry detergent and add 1 cup of bleach. Allow fabric to air dry.



Maintenance set:
2 scrubbing sets
3 application cloths
Textile protector 750 ml
Textile cleaner 750 ml



MADE FOR **SHADE &**
OUTDOOR LIVING.

www.jardinico.com